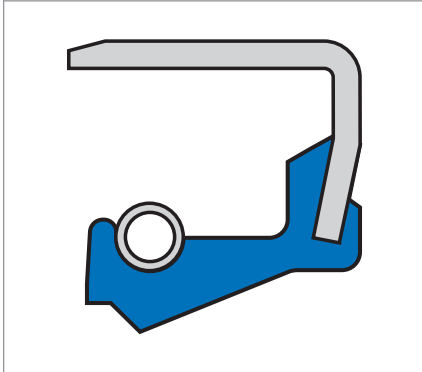
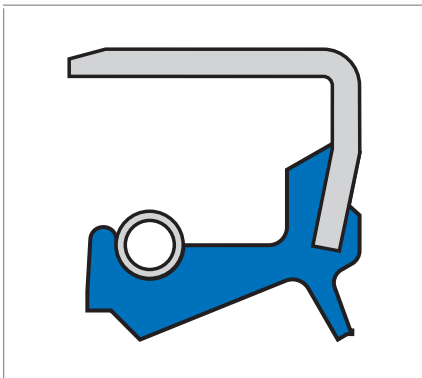


## Simmerring B1.../SL

Simmerring B1FUD, B1FUDSL, B1U, B1USL, B1, B1SL



Simmerring B1FUD



Simmerring B1FUDSL

### Product description

Standard types with open outer metal sleeve. With or without dust lip (SL) to protect against exterior soiling

### Product advantages

- Broad range of applications in every sector of industry
- Metal housing for especially firm and precise seating in the bore. (Note: limited static sealing on the outer casing for low viscosity and gaseous media)
- Additional dust lip as additional seal against moderate to medium dust and dirt ingress from outside (B1FUDSL). (Note: can lead to temperature increase from frictional heat)

### Product properties

- Outer casing: metal, machined
- Spring-loaded sealing lip
- Additional dust lip (B1...SL)
- Sealing lip profile, sealing lip machined on the front face
- Sealing lip profile, finished sealing lip (B1FUD/B1FUDSL)

### Application

- Axles for agricultural and construction machinery
- Power take-off gears in agricultural and construction machinery transmissions and axles
- Machine tools

### Material

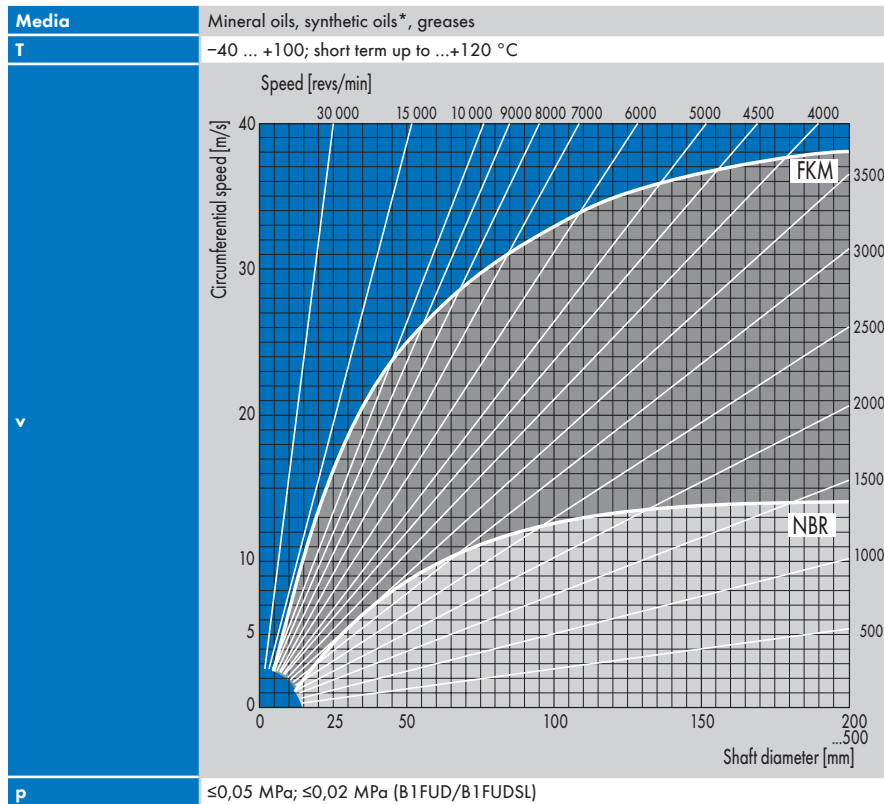
Material	Acrylonitrile-butadiene rubber
Code	72 NBR 902
Colour	Blue
Hardness	72 Shore A

75 FKM 585 and 75 FKM 595 on enquiry.

### Components

Metal insert	Unalloyed steel DIN EN 10027-1
Spring	Spring steel DIN EN 10270-1

**Operating conditions**



Permissible circumferential speed for Simmerrings made from the materials NBR (72 NBR 902) and FKM (75 FKM 585) for the sealing of motor oil SAE 20. Use Simmerring® with SL (dust lip): v = max. 8 m/s.

\* With synthetic oils (polyalkylene glycols/polyalphaolefins, → Technical Manual synthetic lubricants) it is to be noted that the maximum operating temperature of 80 °C must not be exceeded.

Max. permissible values depend on the other operating conditions.

**Fitting & installation**

Careful fitting according to DIN 3760 is a prerequisite for the correct function of the seal → Technical Manual.

**Shaft**

<b>Tolerance</b>	ISO h 11
<b>Runout</b>	IT 8
<b>Roughness</b>	R <sub>a</sub> = 0,2 ... 0,8 µm
	R <sub>z</sub> = 1,0 ... 5,0 µm
	R <sub>max</sub> ≤ 6,3 µm
<b>Hardness</b>	45 ... 60 HRC
<b>Finish</b>	No lead; preferably plunge ground

**Housing bore**

<b>Tolerance</b>	ISO H8
<b>Roughness metal outer surface OD</b>	R <sub>z</sub> = 6,3 ... 16 µm

**Range of dimensions for shafts-Ø d1**

<b>Simmerring B1...</b>	5 ... 500 mm
<b>Simmerring B1...SL</b>	12 ... 290 mm